



INSERT ARRANGEMENTS DETAILS

EN2997
AECMA Series

Shell Size	Insert Arrangement					Contact Size			
	83723	EN2997	ESC10	ESC11	Service Rating	Total Contacts	20	16	12
8 ☒	8-2	-	-	-		2	2		
8	8-3	8-3	8-3	8-3		3	3		
8	8-98	8-98	8-98	8-98		3	3		
10	10-2	10-2	10-2	10-2		2	2		
10	10-5	10-5	10-5	10-5		5	5		
10	10-6	10-6	10-6	10-6		6	6		
10	10-20	-	-	-		2		2	
12	12-3	12-3	12-3	12-3		3		3	
12	12-12	12-12	12-12	12-12		12	12		
14	14-4	14-4	14-4	14-4		4			4
14	14-7	14-7	14-7	14-7		7		7	
14	14-12	14-12	14-12	14-12		12	9	3	
14	14-15	14-15	14-15	14-15		15	15		
16	16-10	16-10	16-10	16-10		10		10	
16	16-24	16-24	16-24	16-24		24	24		
18	18-8	18-8	18-8	18-8		8			8
18	18-14	18-14	18-14	18-14		14		14	
18	18-31	18-31	18-31	18-31		31	31		
20	20-16	20-16	20-16	20-16		16		16	
20	20-25	20-25	20-25	20-25		25	19		6
20	20-28	20-28	20-28	20-28		28	24		4
20	20-39	20-39	20-39	20-39		39	37	2	
20	20-41	20-41	20-41	20-41		41	41		
22	22-12	22-12	22-12	22-12		12			12
22	22-19	22-19	22-19	22-19		19		19	
22	22-32	22-32	22-32	22-32		32	26		6
22	22-39	22-39	22-39	22-39		39	27	12	
22	22-55	22-55	22-55	22-55		55	55		
24	24-19	-	-	-		19			19
24	-	24-30	24-30	24-30	-	30		30	
24	24-43	24-43	24-43	24-43		43	23	20	
24	24-57	24-57	24-57	24-57		57	55		2
24	24-61	24-61	24-61	24-61		61	61		
28	-	28-42	28-42	28-42	-	42		42	

Legend:

☒	= Inactive for new Design
●	= Coax
⊙	= Hirelco Custom Arrangement


HiREL CONNECTORS INC.



INSERT ARRANGEMENTS PER EN2997 & MIL-STD-1554

(Except as noted)

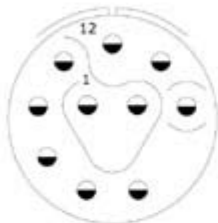
EN2997
AECMA Series



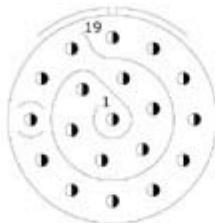
SHELL SIZE — 8 - 98 — INSERT ARRANGEMENT
 NUMBER OF CONTACTS — 3 - #20 — CONTACT SIZE
 SERVICE RATING — I —

◀ SIZE 20 CONTACT
 ▶ SIZE 16 CONTACT
 ● SIZE 12 CONTACT

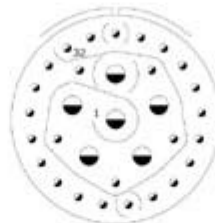
FRONT FACE OF SOCKET INSERT SHOWN, PIN OPPOSITE



22-12
12 #12
I



22-19
19 #16
I



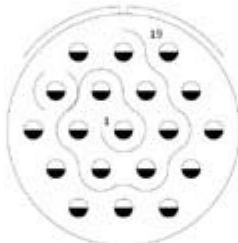
22-32
6 #12
26 #20
I



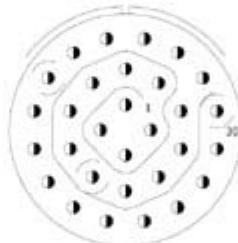
22-39
12 #16
27 #20
I



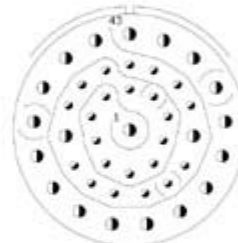
22-55
55 #20
I



24-19
19 #12
I



24-30
30 #16
(EN2997, ESC10, & ESC11 ONLY)



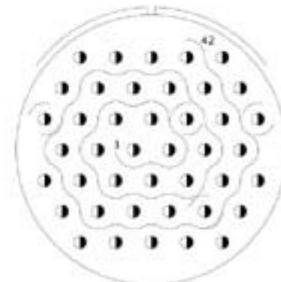
24-43
20 #16
23 #20
I



24-57
2 #12
55 #20
I



24-61
61 #20
I



28-42
42 #16
(EN2997, ESC10, & ESC11 ONLY)

FRONT FACE OF SOCKET INSERT SHOWN, PIN OPPOSITE